

ENALYTICS - A tool for Energy-related Data Visualisation

FEATURES

- ❖ Analytics is a tool that enables customers to access & manage their account, and see when, where and how energy is utilised across a single or multiple sites
- ❖ Customers can check their account statements and download their invoices
- ❖ They can upload their meter readings for both electricity & gas
- ❖ See their site wise consumption and pull HH data for more clarity
- ❖ Get a graphical representation of consumption across sites (Half-hourly with day – night bifurcation)
- ❖ Check their EDI Reports detailing all the bills generated
- ❖ Get bills and pay them as per schedule with the Payment feature
- ❖ Create sub-users who can manage site(s) by allowing controlled, customised access as per need
- ❖ Download the Power Factor Report, site-wise with Capacity & Reactive Charges
- ❖ If any equipment in your house or business is replaced, its consumption data can be compared with old equipment and energy efficiency or wastage can be clearly seen

ENALYTICS - Features

- ❖ Login from one business account and access all sites via the group login feature, on a single dashboard
- ❖ The Set Alarm feature can be used to set notifications when the sanctioned load is about to be crossed
- ❖ Queries can be raised on the platform seeking any clarification from the supplier
- ❖ Closed day can be marked in advance, this will stop the supply on that day and no bill will be raised
- ❖ The Debt Notification feature enables the portal to send reminders for payment and issue letters or notices to defaulters

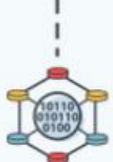


BENEFITS

1. Easily manage multiple sites from a single dashboard access
2. Closely monitor the energy consumption to plan ahead
3. Graphically analyse the usage to identify patterns, wastage and savings
4. Pay the exact amount as per usage
5. Save time and effort put in downloading individual bills and see them all together in the EDI Reports
6. Compare half hourly data to understand energy usage
7. Save money with the help of Capacity Report
8. View bills summary in Excel format and effortlessly check across multiple sites
9. View invoices real time, as they are generated and pay the correct amount on time
10. Improve process efficiency with a flexible and easy to use tool



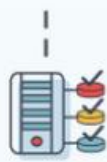
ENALYTICS - Data Visualisation Tool



Volume



Value



Veracity



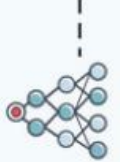
Visualization



Variety



Velocity



Virality

Contact us at <https://enpaas.com/contact-us>